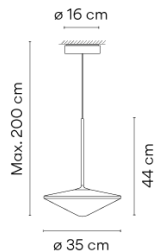



## 5780

Design By Lieveve Altherr

Tempo pendant lamps are a design by Lieveve Altherr. Suspended from the cable, the blown glass diffuser offers subtle nuances of transparency and translucency. All models of the Tempo collection incorporate LED lighting.

### Model Sheet



**Optional : Extra cable length**  
Min. quantity, upcharge and extra lead time apply [EN]

<b>Finish</b>	<ul style="list-style-type: none"> <li><span style="display: inline-block; width: 10px; height: 10px; background-color: #8bc34a; border-radius: 50%; margin-right: 5px;"></span> 62 Green NCS S 3010-G20Y</li> <li><span style="display: inline-block; width: 10px; height: 10px; background-color: #333333; border-radius: 50%; margin-right: 5px;"></span> 18 Graphite ADAPTA RF 9913 WX</li> <li><span style="display: inline-block; width: 10px; height: 10px; background-color: #c0392b; border-radius: 50%; margin-right: 5px;"></span> 37 Terra Red NCS S 4040-Y70R</li> <li><span style="display: inline-block; width: 10px; height: 10px; background-color: #f0e68c; border-radius: 50%; margin-right: 5px;"></span> 58 Cream RAL 7044</li> </ul>
---------------	--

**LED temperature color** 2700 K

**Dimming** 1-10V PUSH  
**Optional** DALI or Casambi  
Min. quantity, upcharge and extra lead time apply [EN]

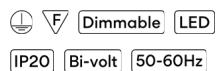
**Installation type** Surface Canopy

**Materials** LED support: Aluminum  
Diffuser: Blown-glass  
Ceiling rose: Steel

**Light source** 1 x LED 4W 350mA  
E

**LED** CRI>90 440.81 lm 110  
2700 K

**Driver** CC - Constant Current 350  
110-240 V 50/60 HZ



**Application** Hanging lamps

**Packaging** 1 Box  
0,41 m x 0,41 m x 0,2 m  
Gross weight 4  
Net weight 2,5  
Vol. 0.0336

#### Lighting effect

##### General Lighting

Lamp for general lighting that equally distributes the light in all directions.



#### Photometric Data

##### Other Applications

